

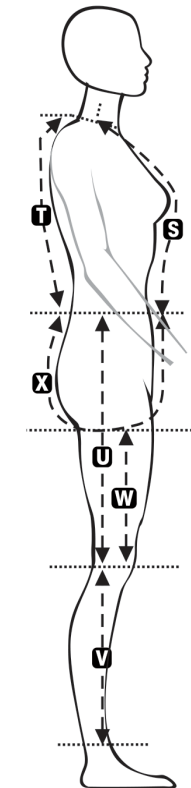
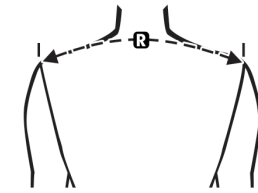
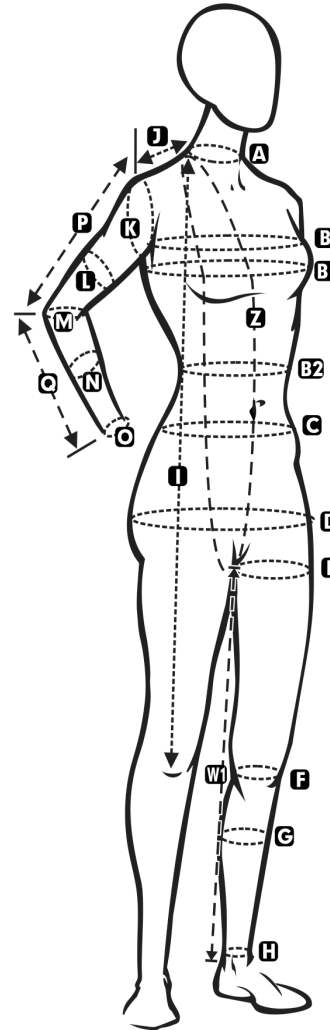
A	Neck Circumference At Collar Measure collar below adam's apple, at base of neck		cm
B	Chest Circumference Measure at WIDEST POINT around chest, usually under armpit		cm
B1	Bust Circumference Measure at WIDEST POINT around bust		cm
B2	Mid Torso Circumference Measure along center of mid torso	Mid torso = 7 cm above naval, must stay level	cm
C	Waist Circumference Measure along center of waistline	Waistline = 5 cm below naval, must stay level	cm
D	Hip Circumference Measure along center of hip line at WIDEST POINT around hips and buttocks		cm
E	Thigh Circumference Measure at WIDEST POINT around thigh, just below buttocks		cm
F	Knee Circumference Measure at center of knee		cm
G	Calf Circumference Measure at WIDEST POINT around calf		cm
H	Ankle Circumference Measure above ankle bone		cm
I	Neck to knee - Front Measure length from neck/shoulder, across breast, to center of knee		cm
J	Neck to Shoulder Measure from neck base to end of sleeve joint		cm
K	Sleeve Joint Circumference Measure around arm at sleeve joint		cm
L	Bicep Circumference Measure at WIDEST POINT around bicep, with muscle taut		cm
M	Elbow Circumference Measure around arm at elbow (arm to be bent as shown)		cm
N	Forearm Circumference Measure at WIDEST POINT around forearm, with muscle taut		cm
O	Wrist Circumference Measure at WIDEST POINT around wrist		cm
P	Shoulder to Elbow Measure from sleeve joint to elbow point		cm
Q	Elbow to Wrist Measure from elbow point to end of wrist bone		cm
R	Shoulder to Shoulder - High Measure from top of shoulder, across back from sleeve point to sleeve joint		cm
S	Neck to Waist - Front Measure length from neck/shoulder to waistline;	Waistline = 5 cm below naval, must stay level	cm
T	Neck to Waist - Back Measure from neck base to waistline in a straight line, point to point NO COUNTOUR		cm
U	Waist to Knee Measure from waistline to center of knee on side of leg		cm
V	Knee to Ankle Measure from center of knee to above ankle bone on side of leg		cm
W	Crotch to Knee Measure from HIGHEST POINT IN CROTCH to center of knee		cm
W1	Crotch to Ankle Measure from HIGHEST POINT IN CROTCH to above ankle bone on side of leg		cm
X	Front Waistline to Back Waistline Measure from front waistline, under the crotch to the rear waistline		cm
Z	Vertical Torso Circumference Measure from the base of the neck, passing under the crotch and back to starting point		cm

Disclaimer: Customers are responsible for ordering the right size, according to their measurements. Andromeda will not take responsibility for mistaken orders according to size.



WOMAN MOTORCYCLE SUIT | SIZE CHART

The measurements must be taken with the help of another person or a tailor. It's advisable to give a margin of 1-2cm more, in case in the future we gain weight or muscle mass in the gym.



Pieces: 1 piece 2 pieces Look: Leather Denim

Name: _____

Order ID: _____

Email: _____

Observations:

Date: _____

Height: _____ cm

Weight: _____ kg

Waist: _____ (jeans size)