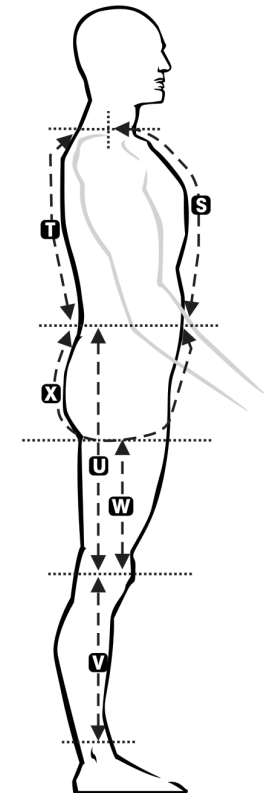
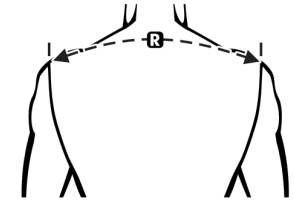
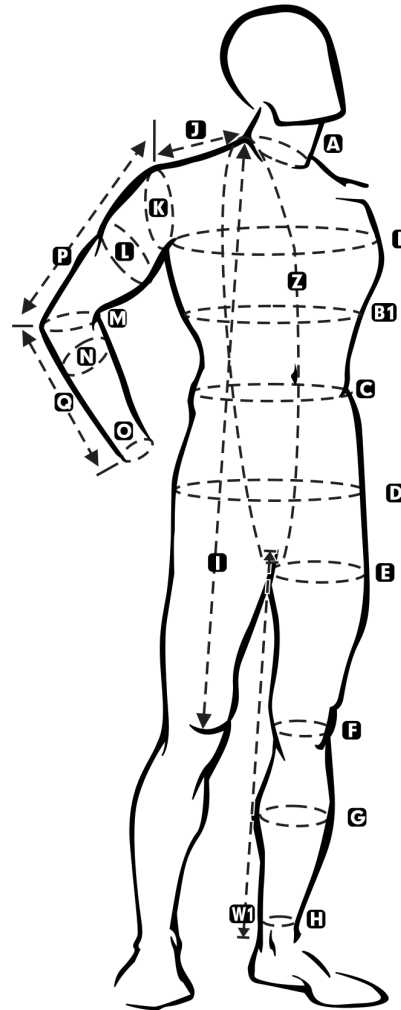




# MAN MOTORCYCLE SUIT | SIZE CHART

The measurements must be taken with the help of another person or a tailor. It's advisable to give a margin of 1-2cm more, in case in the future we gain weight or muscle mass in the gym.

<b>A</b>	Neck Circumference At Collar Measure collar below adam's apple, at base of neck	cm
<b>B</b>	Chest Circumference Measure at WIDEST POINT around chest, usually under armpit	cm
<b>B1</b>	Mid Torso Circumference Measure at WIDEST POINT around mid torso	cm
<b>C</b>	Waist Circumference Measure along center of waistline Waistline = 5 cm below naval, must stay level	cm
<b>D</b>	Hip Circumference Measure along center of hip line at WIDEST POINT around hips and buttocks	cm
<b>E</b>	Thigh Circumference Measure at WIDEST POINT around thigh, just below buttocks	cm
<b>F</b>	Knee Circumference Measure at center of knee	cm
<b>G</b>	Calf Circumference Measure at WIDEST POINT around calf	cm
<b>H</b>	Ankle Circumference Measure above ankle bone	cm
<b>I</b>	Neck to knee - Front Measure length from neck/shoulder, across breast, to center of knee	cm
<b>J</b>	Neck to Shoulder Measure from neck base to end of sleeve joint	cm
<b>K</b>	Sleeve Joint Circumference Measure around arm at sleeve joint	cm
<b>L</b>	Bicep Circumference Measure at WIDEST POINT around bicep, with muscle taut	cm
<b>M</b>	Elbow Circumference Measure around arm at elbow (arm to be bent as shown)	cm
<b>N</b>	Forearm Circumference Measure at WIDEST POINT around forearm, with muscle taut	cm
<b>O</b>	Wrist Circumference Measure at WIDEST POINT around wrist	cm
<b>P</b>	Shoulder to Elbow Measure from sleeve joint to elbow point	cm
<b>Q</b>	Elbow to Wrist Measure from elbow point to end of wrist bone	cm
<b>R</b>	Shoulder to Shoulder - High Measure from top of shoulder, across back from sleeve point to sleeve joint	cm
<b>S</b>	Neck to Waist - Front Measure length from neck/shoulder to waistline; Waistline = 5 cm below naval, must stay level	cm
<b>T</b>	Neck to Waist - Back Measure from neck base to waistline in a straight line, point to point NO COUNTOUR	cm
<b>U</b>	Waist to Knee Measure from waistline to center of knee on side of leg	cm
<b>V</b>	Knee to Ankle Measure from center of knee to above ankle bone on side of leg	cm
<b>W</b>	Crotch to Knee Measure from HIGHEST POINT IN CROTCH to center of knee	cm
<b>W1</b>	Crotch to Ankle Measure from HIGHEST POINT IN CROTCH to above ankle bone on side of leg	cm
<b>X</b>	Front Waistline to Back Waistline Measure from front waistline, under the crotch to the rear waistline	cm
<b>Z</b>	Vertical Torso Circumference Measure from the base of the neck, passing under the crotch and back to starting point	cm



Pieces:  1 piece  2 pieces Look:  Leather  Denim

Name: \_\_\_\_\_

Order ID: \_\_\_\_\_

Email: \_\_\_\_\_

Date: \_\_\_\_\_

Height: \_\_\_\_\_ cm

Weight: \_\_\_\_\_ kg

Waist: \_\_\_\_\_ (jeans size)

Observations:

**Disclaimer:** Customers are responsible for ordering the right size, according to their measurements. Andromeda will not take responsibility for mistaken orders according to size.